

Classic Knit Blanket Scarf



Materials:

- 6 Skeins (660 yards) of [Knit Picks Wool of the Andes Worsted Weight Yarn](#) in Dove Heather.
- Size 10.5 (6.5 mm) straight or circular knitting needles.
- Scissors.
- Yarn needle for weaving in ends.

Leelee Knits

Knitting and Crochet

Gauge:

20 stitches, 19 rows = 4 inches in pattern stitch (broken rib stitch).

Size:

100" wide (side to side) X 15.5" deep (top to bottom).

Abbreviations:

K: Knit.

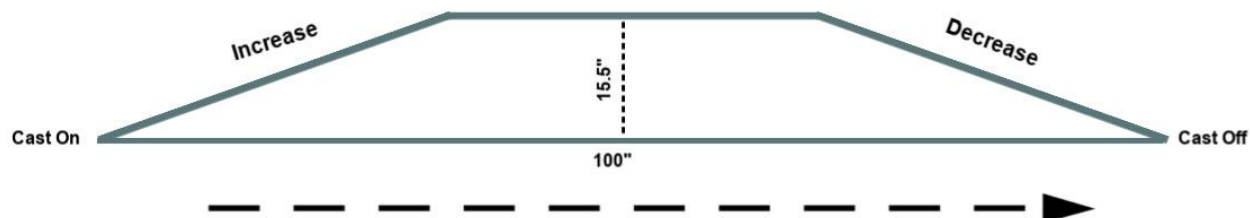
P: Purl.

KFB: Knit in the front and back of the stitch (increase).

K2Tog: Knit two together (decrease).

Notes:

This scarf is worked from one end to the other as shown in the diagram below.



Pattern:

Cast on 5 stitches (long tail cast on).

Row 1 (Right Side): K2, P1, K2 (5 stitches).

Row 2: K2, KFB, K2 (increase one stitch = 6 stitches).

Row 3: K2, K1, P1, K2.

Row 4: K3, KFB, K2 (increase one stitch = 7 stitches).

Row 5: K2, P1, K1, P1, K2.

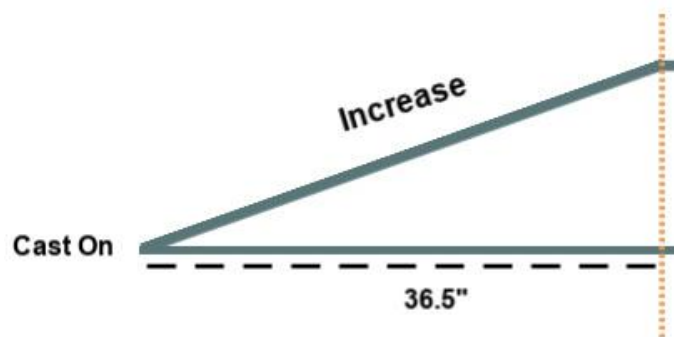
Row 6: Knit to last 3 stitches, KFB, K2 (increase one stitch).

Row 7: K2, *K1, P1; repeat from * to last 2 stitches, K2.

Row 8: Knit to last 3 stitches, KFB, K2 (increase one stitch).

Row 9: K2, *P1, K1; repeat from * to last 3 stitches, P1, K2.

Repeat rows 6-9 until you have a total of 73 stitches. Work will measure 36.5" X 15.5" at this point. This ends the increasing section of the scarf.



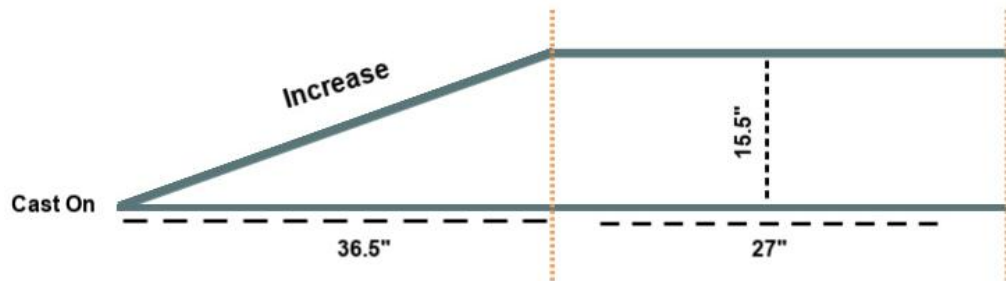
Leelee Knits

Knitting and Crochet

Repeat the following two rows until you have knit 27 more inches:

Row 1: Knit all stitches.

Row 2: K2, *P1, K1; repeat from * to last 3 stitches, P1, K2.



At this point we start decreasing to finish off the scarf. Repeat the following 4 rows until you have **7 stitches remaining**.

Row 1: Knit to last 4 stitches, K2Tog, K2 (decrease one stitch).

Row 2: K2, *K1, P1; repeat from * to last 2 stitches, K2.

Row 3: Knit to last 4 stitches, K2Tog, K2 (decrease one stitch).

Row 4: K2, *P1, K1; repeat from * to last 3 stitches, P1, K2.

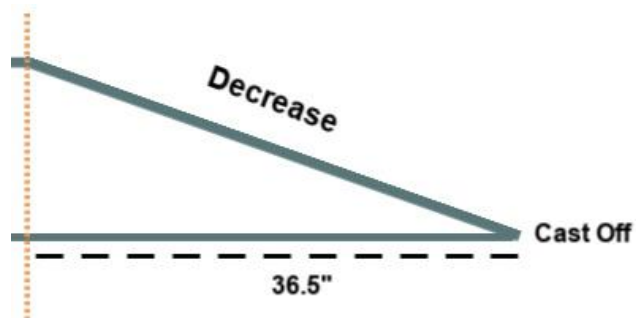
Complete the following 4 rows and then continue to finishing.

Row 1: K3, K2Tog, K2 (decrease one stitch = 6 stitches).

Row 2: K2, K1, P1, K2.

Row 3: K2, K2Tog, K2 (decrease one stitch = 5 stitches).

Row 4: K2, P1, K2.



Finishing:

Cast off, weave in loose ends, and wet or steam block so that scarf lays flat.

